



Take the power of AutoCAD wherever you go

Introducing a mobile app that gives you essential tools for on-the-go CAD work



Key features

- Create, edit, mark up, annotate, and measure CAD drawings on your mobile device
- View and work with the latest plans on job sites or client visits
- Use advanced layer management
- Connect to external cloud storage services like Google Drive and Box
- Work offline and sync changes later

Benefits

- Be more productive in the field by working with the latest drawings
- Safeguard drawings in your included free Autodesk cloud storage account or with your own external accounts
- Collaborate better to avoid mistakes and re-work
- Replace blueprints at job sites with drawings on your mobile device

The official AutoCAD mobile app

Discover a new way to work that puts essential CAD tools in an easy-to-use mobile app. With Autodesk® AutoCAD® 360 Pro, you can view, create, edit, and share CAD drawings at job sites, clients' offices, or anywhere you are. Your updates are easily shared with team members and accessible in AutoCAD or AutoCAD LT® improving collaboration, accelerating project timelines, and avoiding costly mistakes.

Bridge the gap between the office and the field

By accessing and working with the latest drawings from the office right at the job site, you can eliminate the extra work cycles that come from communicating back-and-forth with colleagues.

Accelerate project timelines

Your drawing updates are easily accessible in AutoCAD or AutoCAD LT, eliminating the typical delays caused by manual transfer from paper or another software application to AutoCAD.

Safeguard drawings and data

Access drawings from your included free Autodesk cloud storage account or external cloud storage accounts like Google Drive, Dropbox, OneDrive, and Box.

Improve team collaboration

Share your specification updates, comments, and images in real time with your project team, avoiding mistakes and do-overs. Or you can work offline and sync your changes later.

Go paperless for efficiency and cost savings

Leave your printed drawings at the office now that you can easily view and edit DWG files on your mobile device—and even create new drawings on the fly.

Work productively with special mobile tools

Use the Smart Pen tool, a keypad for measurements and other features designed to help you easily do CAD work on a tablet or smartphone.

Stay current with ongoing app updates

When you subscribe to Autodesk 360 Pro, you'll get access to product updates as soon as they're released, so you'll always have the latest features and functionality.

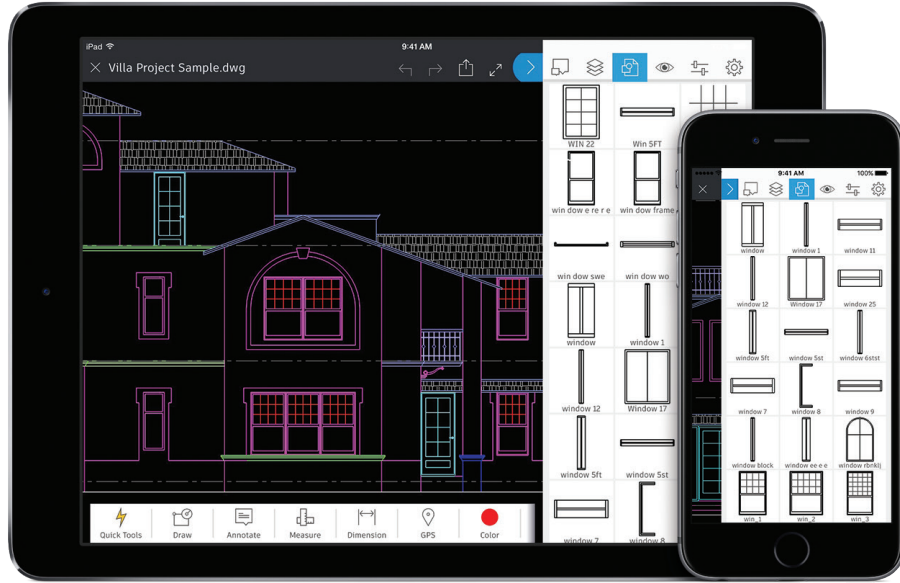
Get help when you need it

Video tutorials help you and your team get started quickly and make the most of AutoCAD 360 Pro. And you'll find support via email, forums, the AutoCAD 360 blog, and an online resource center.

Protect your designs with TrustedDWG technology

Preserve your documentation files with the most accurate and reliable DWG™ format. AutoCAD 360 Pro uses TrustedDWG technology to store, share, and retain the integrity of your design data.

AutoCAD 360 Pro works on iPad, iPhone, iPod touch, as well as Android tablets and smartphones



How AutoCAD 360 Works

1. Access drawings in AutoCAD 360 Pro from phone or mobile tablet in the field



2. Edit, mark-up and measure plans at the job site



3. Share updated drawings with colleagues or clients



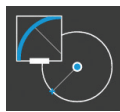
4. Get updated drawings in AutoCAD back at the office



What used to take us days of communication, back and forth, and lag time, is now taking us just hours and minutes.

-Jim LaPier
Owner/Consultant
IMPACT Designs

See what you can do



Draw

Create new drawings using touch gestures or a stylus, and accurately draw shapes with Object Snap.



Use external storage

Connect to your favorite external cloud storage services, including Google Drive, OneDrive, Dropbox, and Box.



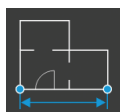
Edit

Easily edit shapes; select, move, rotate, and scale objects; and manage layers.



Work offline

With offline support, you can work without an Internet connection and then sync your changes when you're back online.



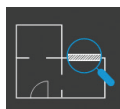
Measure

Reveal an object's measurements with either a single or double tap, depending on your device, and even add dimensions.



Sketch freehand

Draw lines, polylines, and circles or sketch freely using the Smart Pen, which can automatically recognize the shapes you're drawing to save you time.



View

Navigate your drawings using multi-touch pan and zoom, and use GPS to orient yourself within a drawing.



Share read-only designs

Set permissions so your shared files can be viewed but not edited or downloaded.



Annotate

Make markups directly on your drawings. Add comments and photos, too.



Orient yourself with GPS

Set your location in the app and your coordinates will be instantly reflected. You can even walk around inside your drawing and tap "My location" to orient yourself.



Share

Share designs directly from your device. Plot designs to PDF and share via email. And collaborate easily with Design Feed.

Special features for iPad

iPad Pro compatibility

Experience incredible GPU performance and a stunning Retina Display when you use AutoCAD 360 Pro on iPad Pro. AutoCAD 360 Pro also offers a new keypad for accurate drawing, fast measuring, and trimming.

Use Apple Pencil

Access tools faster and work more productively when using the pressure-sensitive Apple Pencil with your iPad Pro.

Split your screen

Work on drawings while also taking notes, viewing images, and accessing other files thanks to support for split-screen mode on iPads.

How you can use AutoCAD 360 Pro in your daily work



Architects

Leave your blueprints at the office and access the DWG files on your mobile device at the job site. Confer with the contractor, make changes to the drawing or create a new one, and then sync your work to the cloud so it's easily available in AutoCAD when you return to the office.



Engineers

Easily survey land and structures and use GPS integration to position yourself. Document measurements directly in the drawing and reduce office workloads by approving the built infrastructure while on the job site.



Construction professionals

Save time and keep team members updated with the most recent set of plans. Access accurate data, add markups, and make light modifications while on the job site.

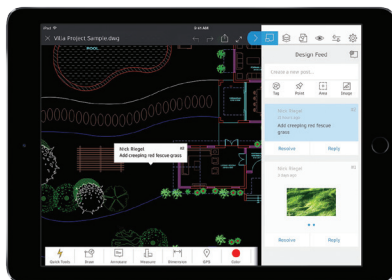
Two options to meet your needs

The app is available in two options, Pro and Pro Plus, which offer the same feature sets but different storage capacities and file size limits.

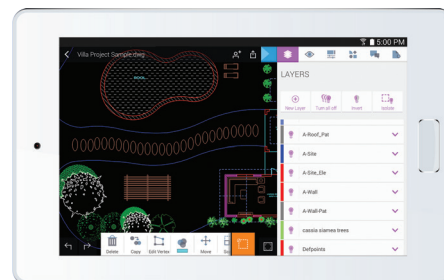
	Pro	Pro Plus
Pricing	\$5 per month \$50 per year \$100 for 2 years \$150 for 3 years	\$100 per year \$200 for 2 years \$300 for 3 years
Storage	25GB	100GB
Maximum file size	30MB	40MB

Supported devices

- iPhone, iPad, iPad Pro, and iPod touch running iOS 8.0 or later
- Android devices running 4.0.3 or later



AutoCAD 360 Pro for iOS



AutoCAD 360 Pro for Android

How to subscribe to AutoCAD 360 Pro

1. Subscribe to AutoCAD 360 Pro through your Autodesk reseller.



2. Your Autodesk account will be updated to reflect your subscription.



3. Download the app to your mobile device from the Apple App Store or Google Play store.



4. Log in with your Autodesk ID and have access to AutoCAD 360 Pro.



Learn more about AutoCAD 360 Pro at www.autocad360.com.

How to subscribe

Access specialists worldwide who can provide product expertise, a deep understanding of your industry, and value that extends beyond your software. To license Autodesk AutoCAD 360 Pro software, contact an Autodesk Authorized Reseller. Locate a reseller near you at www.autodesk.com/reseller.

Autodesk software and/or cloud-based services are subject to acceptance of and compliance with the terms and conditions of the software license agreement or terms of service that accompany such software or cloud-based services. Access to cloud services requires an Internet connection and is subject to any geographical restrictions set forth in the Terms of Service.

Autodesk, the Autodesk logo, AutoCAD, and AutoCAD LT are registered trademarks or trademarks of Autodesk, Inc., and/or its subsidiaries and/or affiliates in the USA and/or other countries. All other brand names, product names, or trademarks belong to their respective holders. Autodesk reserves the right to alter product and services offerings, and specifications and pricing at any time without notice, and is not responsible for typographical or graphical errors that may appear in this document.
© 2016 Autodesk, Inc. All rights reserved.